



KAPTION
AUDIO

SPL SERIES SUBWOOFER

OWNERS MANUAL & INSTALLATION GUIDE

SPL 1000

SPL 1200

SPL 1500

Introduction:

Congratulations on your new purchase of Kaption Audio loudspeakers. These loudspeakers are engineered to reproduce music that is so detailed, you will hear music in a whole new dimension. State of the art technology, rigorous testing, superior materials, innovative design and painstaking quality control; all of these factors make for a truly superior product.

For the best performance we recommend you have an authorized Kaption Audio dealer install your product.

KAPTION AUDIO LOUDSPEAKERS COME WITH A ONE-YEAR PARTS AND LABOUR LIMITED WARRANTY.

Design Features:

- Heavy Powder Coated Cast Aluminum with Machined Edge Basket
- Double Stack 140oz Ferrite Magnet
- Chrome Plating on Both Top and Bottom Plates
- 2.5 inch Voice Coil on Aluminum Former
- Dual 2 ohm or 4 ohm Voice Coils

CAUTION:

Extended exposure to sound pressure levels over 100db may cause permanent hearing loss.

Kaption Audio accepts no liability for any damaged or permanent hearing loss.

Limited Warranty Information:

Kaption Audio loudspeakers have a **one-year limited warranty**. This warranty covers the original purchaser of a Kaption Audio speaker, purchased from an authorized Kaption Audio dealer.

In order to receive service, proof of purchase is required stating the customers name, dealer name, product purchased and date of purchase.

Products found to be defective during the warranty period will be repaired or replaced with a product deemed to be equivalent at Kaption Audios discretion.

What is not covered

1. Any product not purchased from an authorized Kaption Audio dealer.
2. Any expense related to the removal, reinstallation or shipment of any Kaption Audio products.
3. Any Kaption Audio product that has been defaced or altered.
4. Subsequent damage to other components.
5. Damage caused by accident, abuse, improper operation, water and theft.
6. Burnt voice coils due to amplifier clipping or distortion.
7. Repeated returns with the same damaged may be considered abuse.

How to obtain service

To obtain service on a Kaption Audio product, Please return product along with original receipt to an authorized Kaption Audio dealer or call 1-866-KAPTION (527-8466)

Specifications

Model	SPL-1000	SPL-1000	SPL-1200	SPL-1200	SPL-1500	SPL-1500
Speaker Size	10"	10"	12"	12"	15"	15"
Sensitivity (1w/1m)	84.77	83.9	86.95	85.95	89.35	87.93
Power Handling (RMS/Power)	600/1200	600/1200	600/1200	600/1200	600/1200	600/1200
Impedance	Dual 2 ohm	Dual 4ohm	Dual 2 ohm	Dual 4ohm	Dual 2 ohm	Dual 4ohm
Voice Coil Dia meter (inches)	2.5	2.5	2.5	2.5	2.5	2.5
Mounting Depth (inches)	5 5/8	5 5/8	6 3/8	6 3/8	7 3/8	7 3/8
Magnet Weight	140oz	140oz	140oz	140oz	140oz	140oz

Thiele-Small Parameters

Model	SPL-1000	SPL-1000	SPL-1200	SPL-1200	SPL-1500	SPL-1500
Fs (Hz)	39.184	38.56	37.047	36.172	35.026	33.39
Qts	0.417	0.475	0.443	0.506	0.517	0.601
Qms	3	3	3	3	3	3
Qes	0.485	0.565	0.519	0.609	0.625	0.751
Res (ohms)	3.8	6.8	3.8	6.8	3.8	6.8
Levc (mH)	0.791	0.85	0.791	0.85	0.791	0.85
Sd (sqM)	363.1	363.1	551.5	551.5	855.3	855.3
Xmax (mm)	17	17	17	17	17	17
Dia (mm)	215	215	265	265	330	330
Vas (liters)	15.69	15.69	32.85	32.85	81.19	81.19
Mms (g)	172.605	178.2	195.329	204.9	248.749	273.8
Cms (uM/N)	95.58	95.58	94.484	94.484	83	83
BL (T*M)	18.24	22.8	18.24	22.8	18.24	22.8
Impedance	Dual 2 ohm	Dual 4ohm	Dual 2 ohm	Dual 4ohm	Dual 2 ohm	Dual 4ohm

Specifications subject to change without notice

Recommended Enclosures

This manual offers you two separate types of enclosures, sealed and ported. These two types of enclosures will give you different types of performance to better suit your application.

When building a sealed or ported enclosure, the most important thing to remember is that the enclosure should be airtight. You can seal all the seams with glue or any type of sealant. This should prevent any air leaks. The seams should also be nailed with finishing nails to add extra durability. We recommend you use 3/4 inch MDF (Medium Density Fiberboard) when building any enclosure.

Remember to account for all sources of volume displacements (i.e. speaker, braces and/ or ports) when calculating box size.

Calculating Enclosure Volume

$$\frac{\text{Height} \times \text{Width} \times \text{Depth (internal dimensions in inches)}}{1728} = \text{Volume in cubic feet.}$$

Box Recommendations

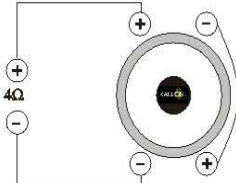
Sealed Enclosure	SPL-1000	SPL-1200	SPL-1500
SPL (cu.ft)	.5	.8	2
Musical (cu.ft)	.75	1	3.5

Ported Enclosure	SPL-1000	SPL-1200	SPL-1500
SPL (cu.ft)	.75	1	2
Port (inches)	4 x 25.3	4 x 20.4	Two-4 x 19.6
Musical (cu.ft)	1	1.3	3
Port (inches)	4 x 20	4 x 18	Two-4 x 18

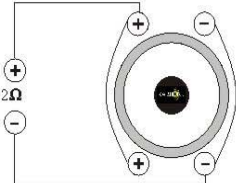
You can create an impedance load to best suit your application. You can choose to run your system in series, parallel or series-parallel to achieve the load that is suitable for your amplifier. Below is a diagram to show you different types of loads.

Wiring Diagram

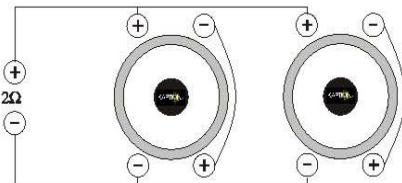
(1) 2 ohm DVC Speaker = 4ohm load



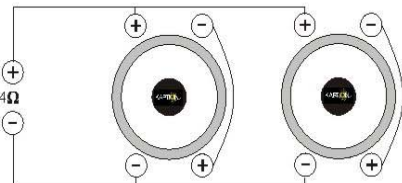
(4) 4 ohm DVC Speaker = 2ohm load



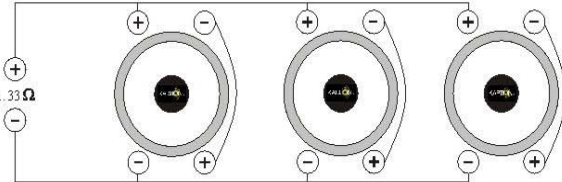
(2) 2 ohm DVC Speaker = 2 ohm load



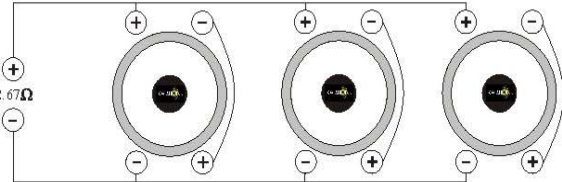
(5) 4 ohm DVC Speaker = 4 ohm load



(3) 2 ohm DVC Speakers = 1.33 ohm Load



(6) 4 ohm DVC Speakers = 2.67 ohm Load





KAPTION AUDIO

Kaption Audio
399 Four Valley Dr, Unit 26 & 27
Concord, Ontario, Canada
L4K 5Y7

1-866-KAPTION (527-8466)

www.kaptionaudio.com